

Polybrominated Diphenyl Ether (PBDE) Levels in Peregrine Falcon (*Falco peregrinus*) Eggs from California Correlate with Diet and Human Population Density

SETH D. NEWSOME,^{*,†} JUNE-SOO PARK,[‡] BILL W. HENRY,[§] ARTHUR HOLDEN,[‡] MARILYN L. FOGEL,^{||} JANET LINTHICUM,[⊥] VIVIAN CHU,[‡] AND KIM HOOPER[‡]

Department of Zoology and Physiology, University of Wyoming, 1000 East University Avenue, Department 3166, Laramie, Wyoming 82071, California Department of Toxic Substances Control, Berkeley, California Environmental Protection Agency, Berkeley, California 94710, Ecology and Evolutionary Biology Department, University of California-Santa Cruz, Center for Ocean Health, 100 Shaffer Road, Santa Cruz, California 95060, Geophysical Laboratory, Carnegie Institution of Washington, 5251 Broad Branch Road NW, Washington, DC 20015, and Santa Cruz Predatory Bird Research Group, Long Marine Laboratory, University of California-Santa Cruz, California 95060

Received March 1, 2010. Revised manuscript received May 18, 2010. Accepted May 27, 2010.

Peregrine falcons are now considered a conservation success story due in part to the phasing out of harmful contaminants that adversely affected reproduction. Recent studies have shown that peregrine eggs collected from California cities, however, have high levels of the higher-brominated polybrominated diphenyl ethers (Σ PBDE_{183–209}), a class of industrial flame retardants, in comparison to published data for other wildlife. Sources of these high PBDE levels and unusual PBDE profiles are unknown. Here we analyzed the stable carbon ($\delta^{13}\text{C}$), hydrogen (δD), and nitrogen ($\delta^{15}\text{N}$) isotope composition of peregrine eggs collected from urban and nonurban habitats. We found that $\delta^{13}\text{C}$ values were significantly higher in urban versus nonurban eggs, suggesting that urban peregrines indirectly receive anthropogenic subsidies via their consumption of prey reliant on corn-based anthropogenic foods. $\delta^{15}\text{N}$ and δD values were significantly lower in urban versus nonurban eggs, reflecting differences in dietary diversity and food/water sources available to peregrines in each habitat. These patterns suggest a link between an anthropogenic diet and high levels of Σ PBDE_{183–209} in California peregrines, and identify anthropogenic food as a potentially important PBDE exposure pathway for urban wildlife. If diet is an important PBDE

exposure pathway for peregrines, continued high body burdens of Σ PBDE_{183–209} may be a potential risk to ongoing peregrine conservation efforts in California.

Introduction

Peregrine falcons (*Falco peregrinus*) are top predators in coastal and inland habitats in California and are known to consume a wide variety of marine and terrestrial bird species (1). In the early 1960s, high concentrations of organochlorine pesticides, industrial compounds, and heavy metals threatened peregrine populations with near extinction by adversely affecting reproduction (2). Over the past 30 years, however, peregrines have made a successful recovery due in part to the phasing out of harmful contaminants. Some of the hotspots of peregrine recovery in California are in major urban centers—San Francisco, Los Angeles, San Diego—where ~80% of the state's human population resides (3, 4). In these densely populated human-dominated environments, the diet of peregrines largely contains rock doves (*Columba livia*), European starlings (*Sturnus vulgaris*), and mourning doves (*Zenaidura macroura*). In contrast to this urban diet, nonurban peregrines in California consume a more diverse assemblage of prey species (1). Upon reaching sexual maturity and finding a mate, peregrines remain monogamous, and are long-lived (12–15 years). These ecological traits, as well as the peregrine's role as a top predator, make the peregrine a useful sentinel species for monitoring and contrasting the fates of organic contaminants in a variety of biotic environments.

Polybrominated diphenyl ethers (PBDEs) are widely used industrial flame retardants that are commonly added to plastics, polyurethane foam, synthetic textiles, and electronics found in a variety of consumer products worldwide. Global PBDE production totaled more than 67,000 tons in 2001 (5). PBDEs were available in three commercial mixtures called the penta-, octa-, and deca-mixtures corresponding to their average bromine content. PBDEs found in the two less-brominated mixtures (penta and octa) are widely dispersed in abiotic and biotic environments (6). These mixtures have been banned in the European Union (7) and Canada, and voluntarily phased-out of production in the United States, likely because of their extensive contamination of aquatic (marine and freshwater) wildlife and their activity in laboratory studies as carcinogens, endocrine disruptors, and neurodevelopmental inhibitors (6, 8, 9).

The deca commercial mixture, however, remains in wide use. Manufacturers consider the deca mixture to be environmentally stable, and one that does not bioaccumulate in wildlife or debrominate into the lower, more toxic penta-, hexa-, and hepta-BDEs. Recent studies, however, have reported measurable levels of BDE-209, the fully brominated PBDE, in birds (10–15) and terrestrial wildlife (16–18). Moreover, several studies of peregrine falcons found higher levels and proportions of BDE-209 and the higher brominated PBDEs (hepta- to nona-BDEs) in eggs from urban versus nonurban habitats (11, 14, 15, but see 19).

Our recent study found large differences in levels and profiles of PBDEs between eggs from peregrine falcons that nested in urban versus nonurban environments in California, with urban eggs having much higher levels and proportions of the higher brominated PBDEs, including BDE-209, as well as the nona-, octa-, and hepta-PDEs (14). The source(s) of these unusual PBDE profiles and high levels remain unknown. Likely explanations include a combination of two sources: (1) direct consumption of contaminated prey, and/or (2) inhalation of dust particles laden with contaminants during

* Corresponding author e-mail: snewsome@uwyo.edu.

[†] University of Wyoming.

[‡] California Environmental Protection Agency.

[§] Ecology and Evolutionary Biology Department, University of California-Santa Cruz.

^{||} Carnegie Institution of Washington.

[⊥] Santa Cruz Predatory Bird Research Group, University of California-Santa Cruz.

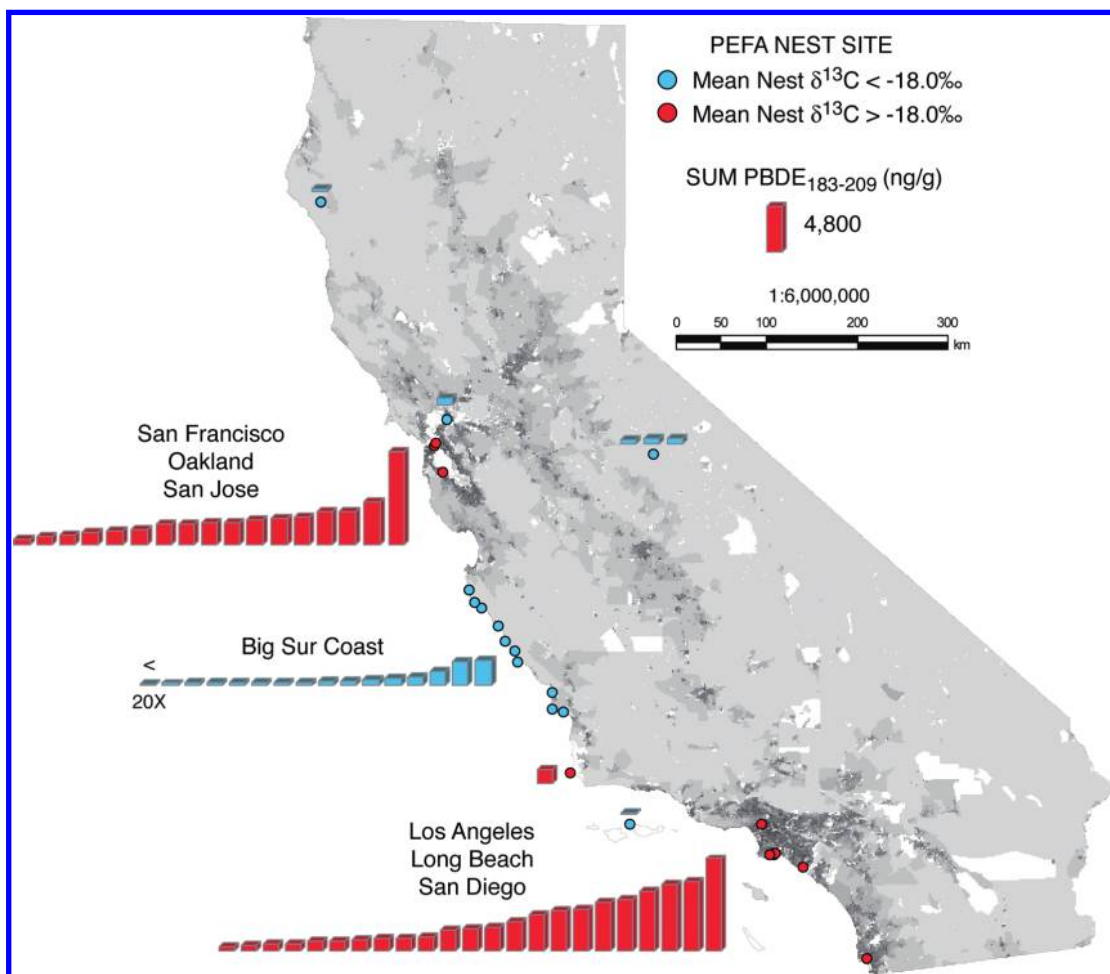


FIGURE 1. Map of California showing peregrine falcon nest locations (circles). Circles are color coded to denote whether the mean nest $\delta^{13}\text{C}$ was greater (red) or less than (blue) -18.0‰ . Vertical bars represent the $\Sigma\text{PBDE}_{183-209}$ (ng/g lw) of each egg.

preening. To examine this question, we measured the stable isotope composition of the same peregrine eggs analyzed in ref 14. We compared PBDE profiles in these eggs with their stable carbon ($\delta^{13}\text{C}$), hydrogen (δD), and nitrogen ($\delta^{15}\text{N}$) isotopic compositions to assess the relationships between PBDE levels and dietary preferences in peregrine populations residing in urban versus nonurban environments.

Materials and Methods

Sample Information. Peregrine falcon eggs were collected and archived in California as part of the Peregrine Recovery Program. Some samples were collected as addled eggs in nests while others were archived after they were brought in for captive incubation but did not hatch. Eggs were frozen and stored at -20 °C until PBDE or isotopic analyses. Of the 82 eggs examined here, 41 eggs were collected from 13 urban nest locations and 41 eggs were collected from 14 nonurban (mostly coastal) nest locations over the period 1986–2007; nest locations are shown in Figure 1. Therefore, some nests are represented by several eggs, each one collected during a different year. Bird eggs are typically formed in a relatively short amount of time (several weeks) and calculations of energy requirements suggest that only a small increase in the daily energy budget of the adult may be necessary for egg formation (20). Thus, the isotopic composition of eggs collected from the same nest but in different years represent independent sampling units for dietary analysis.

PBDE and Stable Isotope Analysis. PBDEs were extracted with the lipid fraction from lyophilized eggs and measured by an Agilent 6890 gas chromatograph coupled to a Thermo-Finnigan MAT95 mass spectrometer. Detailed information

about PBDE analysis and quality assurance is provided in the Supporting Information (SI).

For stable isotope analysis of egg samples, homogenized and lyophilized material was treated with petroleum ether in a Dionex ASE 200 to remove lipids. Our lipid extraction method included two cycles of a 5 min preheat, 5 min heat, 5 min static, 60 mL flush, and 60 s purge at 1500 psi and 40 °C . Lipid-extracted samples were then lyophilized and $\sim 0.5\text{ mg}$ was sealed in tin or silver boats for isotopic analysis. $\delta^{13}\text{C}$ and $\delta^{15}\text{N}$ isotope values were determined using a Carlo-Erba elemental analyzer (NC 2500) interfaced with a Thermo-Finnigan Delta V mass spectrometer at the Carnegie Institution of Washington (Washington, DC). δD values were determined using a Finnigan TCEA coupled to a Thermo-Finnigan Delta Plus XL mass spectrometer in the same laboratory. Isotopic results are expressed as δ values, $\delta^{13}\text{C}$, $\delta^{15}\text{N}$, or $\delta\text{D} = 1000 \times [(R_{\text{sample}} - R_{\text{standard}})/R_{\text{standard}}]$, where R_{sample} and R_{standard} are the $^{13}\text{C}/^{12}\text{C}$, $^{15}\text{N}/^{14}\text{N}$, $^2\text{H}/^1\text{H}$ of the sample and standard, respectively. The standards are Vienna-Pee Dee Belemnite (V-PDB) for carbon, atmospheric N_2 for nitrogen, and Vienna Standard Mean Ocean Water (V-SMOW) for hydrogen. The units are expressed as parts per thousand, or per mil (‰). The within-run SD of an acetalinide standard was $\leq 0.2\text{‰}$ for both $\delta^{13}\text{C}$ and $\delta^{15}\text{N}$ values. The within-run SD of two organic (keratin) and two inorganic (oil and mineral) δD standards was $< 3\text{‰}$. As a control for the lipid content we also measured the $[\text{C}]/[\text{N}]$ ratios of each homogenized egg sample.

Identification of Nest Prey Remains. Bird feathers were collected from 10 of 13 urban and 11 of 14 nonurban nests from which eggs were collected. Feathers were annually

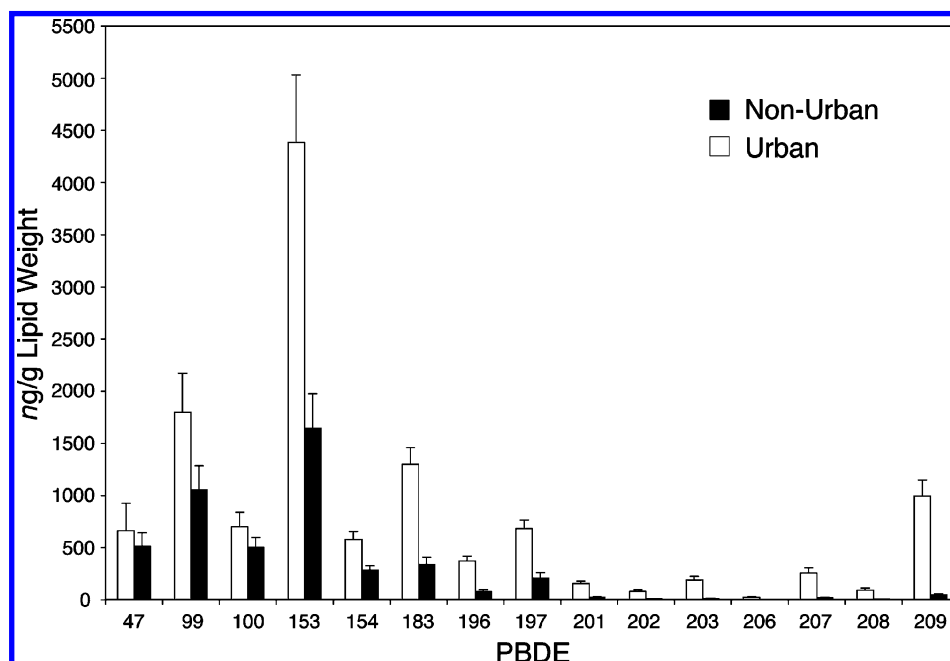


FIGURE 2. PBDE congener profiles (ng/g lipid weight) for peregrine falcon eggs from urban (white) and nonurban (black) locations. Higher-brominated congeners (BDE-183 to BDE-209) comprised a larger proportion of total PBDEs in eggs from urban versus nonurban birds, while lower-brominated congeners (BDE-47 to BDE-100) dominated the nonurban profile. See Table S1 for the mean percent lipid content and PBDE congener concentrations (ng/g lw) for the urban and nonurban peregrine groups.

removed from nests as part of the Peregrine Recovery Program from 1986 to 2007. Feathers were identified to the lowest possible taxonomic unit using comparative collections, which typically resulted in the identification of a feather to a general bird type (e.g., gull) instead of specific identity. Urban and nonurban nests contained feathers from 44 and 77 prey types respectively, but we only present data for prey types represented by ≥ 10 feathers. Because it is impossible to quantify the exact number of individual prey represented by feather remains collected from nests, this method is considered to provide a coarse qualitative measure of prey abundance and peregrine diet. This data, however, can be used to quantify differences in the diversity of prey among nests or habitats.

GIS and Statistical Methods. Geographic analyses were performed in ARCMAP version 9.3.0.1770, ESRI Corporation. We used the Census 2000 Block Group Data; released in 2003 and available online at <http://www.atlas.ca.gov/download.html> as a base layer to extract human population size from a 25-km diameter buffer surrounding each nest location. We then compared human population density within a 25-km radius (buffer) of each nest with egg isotopic and PBDE data. We chose a 25-km radius because this area represents the approximate home range for a breeding pair of peregrine falcons. For eggs collected on bridges, GIS-based estimates for human population density represent minimum densities because they incorporate a significant portion of uninhabited water (e.g., San Francisco Bay, San Diego Bay).

Isotopic differences among urban and nonurban peregrines were assessed using a one-way analysis of variance (ANOVA) and a posthoc Tukey-HSD test with significance assigned at an α -level of 0.05. Differences in isotopic variation among peregrine groups were assessed using a two-sided *F*-test with significance also assigned at an α -level of 0.05. Correlations between $\Sigma\text{PBDE}_{183-209}$ and human population density were assessed with a linear model. The program JMP 7.0.1 (SAS Institute) was used for all statistical comparisons.

Results and Discussion

Comparison of PBDE Concentrations/Patterns in Urban vs Nonurban Peregrine Eggs.

Peregrine eggs from urban

versus nonurban California environments differed markedly in their PBDE concentrations and congener profiles (Table S1 and Figures 1 and 2) (14). Eggs from urban habitats have significantly higher concentrations of PBDEs, particularly the higher-brominated PBDEs (Figure 1), and strikingly different PBDE congener patterns than nonurban eggs (Figure 2). Higher-brominated congeners (BDE-183 to BDE-209) comprised a larger proportion of total PBDEs in eggs from urban versus nonurban birds (Figures 1 and 2), while lower-brominated congeners (BDE-47 to BDE-100) dominated the nonurban profile (Figure 2).

Peregrine eggs collected from urban nest locations in California had much higher levels of mean (\pm SE) BDE-209 (990.9 ± 155.8 ng/g lipid weight (lw)) than did peregrine eggs collected from other North American and European localities. Urban and nonurban eggs from the northeastern United States had median BDE-209 = 480 ng/g lw (11); Chesapeake Bay eggs from eastern U.S. had median BDE-209 = 6.3 ng/g wet weight (15); and nonurban eggs from southern Sweden had mean (\pm SE) BDE-209 = 130 ± 28.6 ng/g lw (10). California's urban peregrine eggs also had higher mean BDE-209 levels in comparison to other wildlife species: red fox (*Vulpes vulpes*) livers from Belgium had median BDE-209 of 9.1 ng/g lw (maximum = 760 ng/g lw) (18), and other rural avian and mammalian wildlife had a maximum of ~ 190 ng/g lw (16, 17).

Ecological and Environmental Isotopic Gradients in California. Stable isotope analysis (SIA) can be used to characterize the diet and habitat preferences of elusive and highly mobile animals such as peregrine falcons (21, 22). The isotopic composition of an animal's tissues mirrors that of its diet, offset by predictable trophic discrimination factors. Consumers are enriched in the rare heavy carbon (^{13}C) or nitrogen (^{15}N) isotope relative to their diets and for comparison of similar tissue types among consumers and their prey, the enrichment is $+1$ – 3‰ for $\delta^{13}\text{C}$ and $+3$ – 5‰ for $\delta^{15}\text{N}$ for each increase in trophic level (22–24).

The isotopic composition of food webs and their constituents also vary predictably across environmental gradients. In California, primary productivity in terrestrial ecosystems is dominated by C_3 photosynthesis (25), resulting in

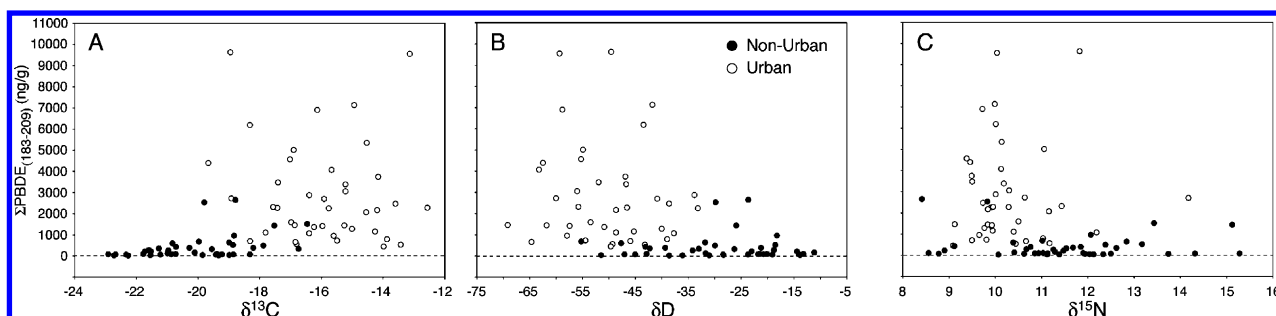


FIGURE 3. $\Sigma\text{PBDE}_{183-209}$ (ng/g lw) versus $\delta^{13}\text{C}$ (A), δD (B), and $\delta^{15}\text{N}$ (C) values for urban (white circles) and nonurban (black circles) peregrine falcon eggs. Urban peregrine eggs had significantly higher $\delta^{13}\text{C}$ values, but significantly lower δD and $\delta^{15}\text{N}$ values than their nonurban counterparts.

TABLE 1. Mean Sum of the Higher-Brominated PBDE Congener Concentrations ($\Sigma\text{PBDE}_{183-209}$), Ratio of the Sum of the Higher-Brominated (HB, BDE-183 to PDE-209) to Lower Brominated (LB, BDE-47 to PDE-100) Congener Concentrations, $\delta^{13}\text{C}$, $\delta^{15}\text{N}$, δD Values, and [C]/[N] Ratios of the Urban and Nonurban Peregrines (Numbers in Parentheses Represent Standard Error)

group	$\Sigma\text{-HB}(183-209)$	HB/LB	$\delta^{13}\text{C}$	$\delta^{15}\text{N}$	δD	C/N
urban	2874.5 (364.4) $n = 41$	2.0 (0.4) $n = 41$	-15.9 (0.3) $n = 41$	10.3 (0.1) $n = 41$	-50.4 (1.4) $n = 38$	3.9 (0.1) $n = 41$
nonurban	409.1 (95.1) $n = 41$	0.3 (0.1) $n = 41$	-20.1 (0.3) $n = 41$	11.5 (0.3) $n = 41$	-28.0 (2.1) $n = 40$	3.9 (0.1) $n = 41$

food webs characterized by $\delta^{13}\text{C}$ values that range from -22‰ to -29‰ (26, 27). In contrast, California's coastal marine ecosystems are dominated by a combination of micro- and macro-algae that have higher $\delta^{13}\text{C}$ values of -16‰ to -20‰ than adjacent C_3 -dominated terrestrial systems (25, 28). For nitrogen, coastal marine ecosystems typically have higher $\delta^{15}\text{N}$ values ($+4$ – 10‰) because they contain a greater number of trophic levels (21). For hydrogen, the δD value of ocean water (0‰) is higher than the δD value of precipitation falling on inland terrestrial environments (29–31). These baseline differences in the δD of water are transferred up food webs to label their components (32). This coastal to inland δD gradient is potentially enhanced in many California urban centers—San Francisco, Los Angeles, San Diego—because their water and food supplies incorporate snowmelt from the Sierra Nevada or Rocky Mountains, which has significantly lower δD values than coastal rainfall along the western United States (31, 33).

While less studied than gradients from marine to terrestrial ecosystems, significant isotopic gradients have been identified along urban to nonurban transects in California (34). Recent studies have shown that commercially produced foods commonly consumed by people living in the United States typically have higher $\delta^{13}\text{C}$ values than natural ecosystems in the western United States (25, 35). The principal factor driving this trend is that many foods common in the diet of North Americans contain corn (*Zea mays*), or its common industrial derivative corn syrup, and many domesticated animals (cattle, pigs, or poultry) reared for meat are fed corn during maturation prior to slaughter (36, 37). Corn utilizes the C_4 photosynthetic pathway characterized by higher $\delta^{13}\text{C}$ value of about -12‰ to -14‰ (26, 27) in comparison to native C_3 vegetation in California.

$\delta^{13}\text{C}$, δD , and $\delta^{15}\text{N}$ in Urban versus Nonurban Peregrine Nests. We found significant differences in mean $\delta^{13}\text{C}$, $\delta^{15}\text{N}$, and δD values of peregrine eggs from urban and nonurban nests (ANOVA, $P < 0.05$; Table 1). We used a combination of $\delta^{13}\text{C}$ and δD values to identify anthropogenic food sources in the diet of urban peregrines. We used $\delta^{15}\text{N}$ values to assess the presence of marine versus terrestrial food sources (i.e., dietary diversity) for both urban and nonurban peregrines.

Significantly higher $\delta^{13}\text{C}$ values were found in eggs from urban versus nonurban habitats ($P < 0.05$; Table 1 and Figures 1 and 3A), indicating that urban peregrines consume prey with correspondingly high $\delta^{13}\text{C}$ values. Common prey species for peregrines in these urban areas are rock doves, mourning doves, and starlings, as evidenced by prey remains found in peregrine nests (Figure 4). High $\delta^{13}\text{C}$ values in urban peregrines indicate that their urban avian prey consume anthropogenic food sources that contain corn or corn syrup. Our $\delta^{13}\text{C}$ data therefore indicate that peregrines living in California's cities indirectly receive anthropogenic subsidies via their consumption of prey reliant on C_4 -based anthropogenic foods.

As with $\delta^{13}\text{C}$, our results with δD values point to dietary differences between urban and nonurban peregrines. Significant differences between mean δD values of urban versus nonurban eggs (Table 1, Figure 3B) relate to differences in the hydrogen isotope composition of food and water sources available to prey in the respective urban and nonurban peregrine habitats. Controlled feeding studies have shown that ~ 70 – 80% of the hydrogen in bird tissues is derived from food, with the remainder coming from drinking water (38). The hydrogen isotope composition of terrestrial plants, and by extension species at higher trophic levels in a terrestrial food chain, are largely determined by the δD values of local rainfall, which varies spatially on continental scales in a predictable fashion (31). δD values in rainfall are known to decrease in the western United States with increasing elevation and with distance from the Pacific Ocean (31). Food for California's coastal cities is not typically locally grown, but is produced where precipitation δD values are significantly lower, such as California's Central Valley and the Midwestern United States. Furthermore, tap water in California's cities is sourced from snowmelt from the Sierra Nevada (San Francisco, Oakland, Los Angeles) and Rocky Mountains (San Diego). Snowmelt has significantly lower δD values than does California's coastal rainfall (31, 33). As a consequence, anthropogenic food and water sources (e.g., fountains) in California's cities likely have lower δD values than nonurban coastal habitats.

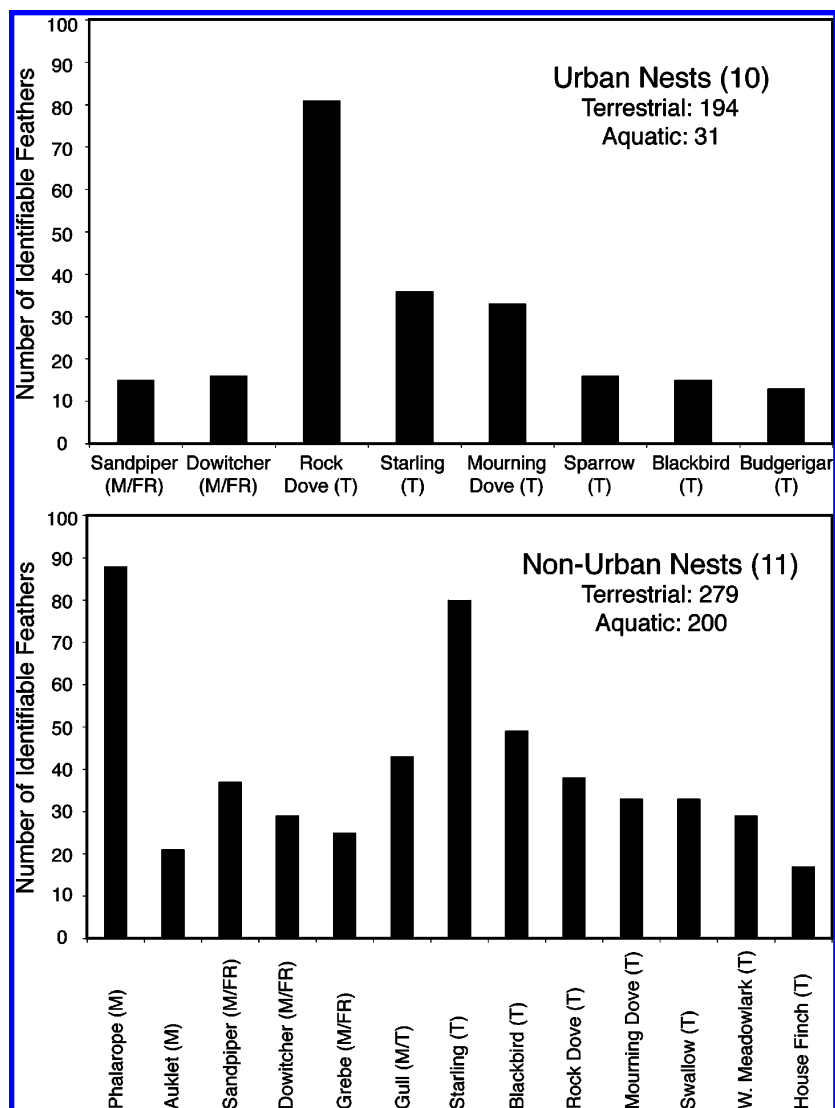


FIGURE 4. Number of identifiable specimens of feathers of potential prey in urban (top panel) and nonurban (bottom panel) nests. Letters associated with each prey species denote general habitat: (T), terrestrial; (M), marine; (FR) freshwater. Urban nests are dominated by feathers of terrestrial and often introduced prey species (e.g., rock doves and starlings), while nonurban nests contain a greater diversity of terrestrial, marine, and freshwater prey. In some cases, prey types include multiple species (in alphabetical order): auklets include Cassin's (*Ptychoramphus aleuticus*) and rhinoceros (*Cerorhinca monocerata*); blackbirds include Brewer's (*Euphagus cyanocephalus*) and red-winged (*Agelaius phoeniceus*); budgerigar (*Melopsittacus undulatus*); dowitchers include long-billed (*Limnodromus griseus*) and short-billed (*L. scolopaceus*); grebes include eared (*Podiceps nigricollis*) and western (*Aechmophorus occidentalis*); gulls include Bonaparte's (*L. philadelphia*), California (*L. californicus*), Heermann's (*L. heermanni*), and western (*L. occidentalis*); house finch (*Carpodacus mexicanus*); mourning dove (*Zenaida macroura*); phalaropes include red (*Phalaropus fulicaria*) and red-necked (*P. lobatus*); rock dove (*Columba livia*); sandpipers include least (*Calidris minutilla*), spotted (*Actitis macularia*), and western (*Calidris mauri*); sparrows include house (*Passer domesticus*) and song (*Melospiza melodia*); starling (European, *Sturnus vulgaris*); swallows include cliff (*Petrochelidon pyrrhonota*) and tree (*Tachycineta bicolor*); western meadowlark (*Sturnella neglecta*).

Our isotopic, contaminant, and nest prey remain data show that nonurban peregrines have a more diverse prey base than their urban counterparts. Nonurban peregrines have a wider range of $\delta^{15}\text{N}$ values (Figure 5D), higher proportions of lower-brominated PBDEs (Figure 2), and a greater diversity of prey species in their nests in comparison to urban birds (Figure 4). Whereas peregrine eggs from nonurban sites had significantly higher mean $\delta^{15}\text{N}$ values than their urban counterparts (Table 1 and Figure 3), these values were lower than those expected for a raptor solely consuming marine prey, even though most of the nonurban nests are located in coastal habitats (Figure 1). Overall, these data are consistent with a mixed diet of terrestrial and aquatic (marine and/or freshwater) prey. A similar correlation between PBDE congener patterns and isotopic data has been

observed in grizzly bears from British Columbia known to consume prey from a mixture of aquatic and terrestrial habitats (16).

Correlations Among $\Sigma\text{PBDE}_{183-209}$, Isotope Values, and Human Population Density. The concentration of higher-brominated PBDE congeners (hepta- to nona-BDEs) was positively and significantly correlated with GIS-based estimates of human population density within a 25-km radius of each nest examined (Figure 5A). $\Sigma\text{PBDE}_{183-209}$ varied widely in eggs from densely populated areas containing ~5–6 million people within a 25-km radius of the nest (Figure 5A). Because $\Sigma\text{PBDE}_{183-209}$ did not significantly change over the ~20-year period eggs were collected (14), the observed variation in PBDE levels suggests that exposure potential to these chemicals may be heterogeneous across the urban

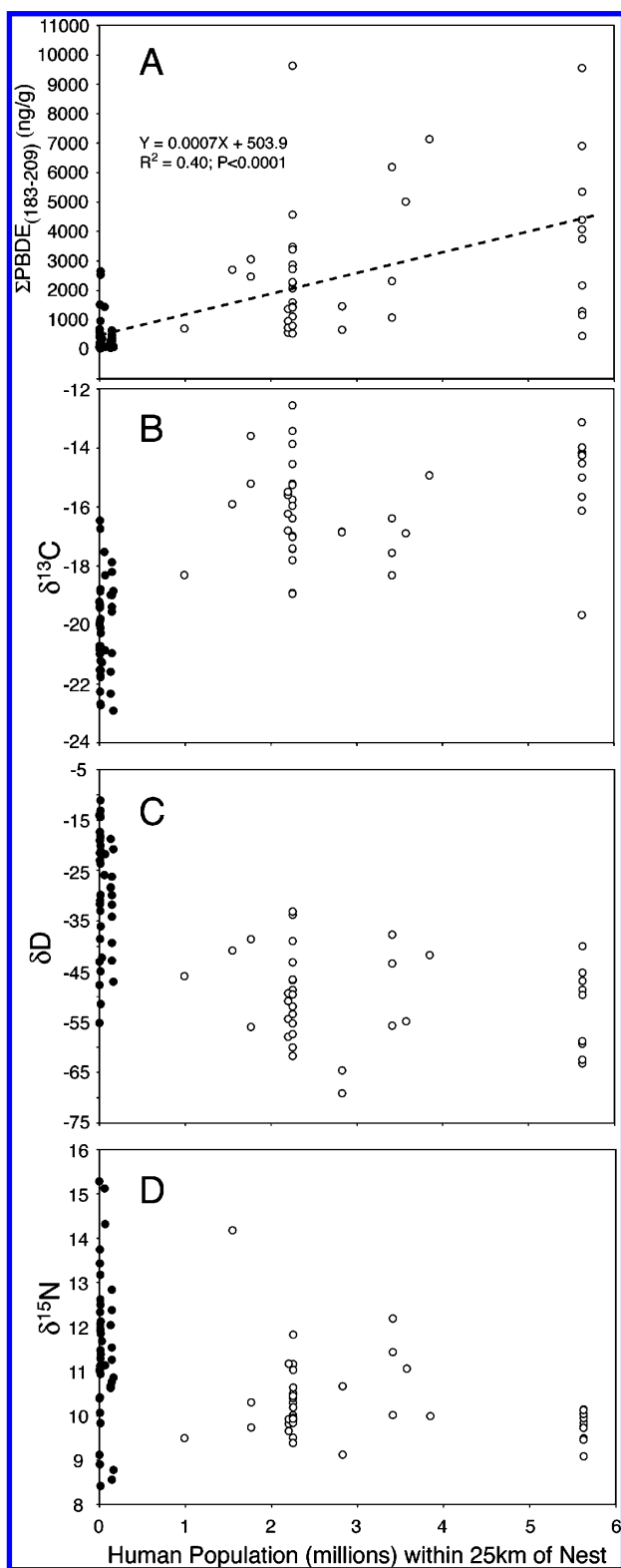


FIGURE 5. Relationship between human population density and the $\Sigma\text{PBDE}_{183-209}$ (A), $\delta^{13}\text{C}$ (B), δD (C), and $\delta^{15}\text{N}$ (D) of urban (white circles) and nonurban (black circles) peregrine falcon eggs. $\Sigma\text{PBDE}_{183-209}$ was positively and significantly correlated with human population density within a 25-km radius of each nest examined (A).

environment. Particular urban areas may be associated with high baseline $\Sigma\text{PBDE}_{183-209}$ loads, while other areas have inherently lower exposure potential. For both urban and nonurban areas, however, the potential degree of exposure correlates with human population density, with the exception

of a single egg. This outlier, with exceptionally high $\Sigma\text{PBDE}_{183-209}$, was collected from the western section of the Bay Bridge that spans San Francisco Bay. The 25-km radius for this nest encompasses a large portion of uninhabited water, so our GIS approach underestimated the effective human population density for this nest.

As described above, several independent lines of evidence support the contention that nonurban peregrines have a more diverse prey base than their urban counterparts. Within the urban environment, however, dietary diversity as measured by variability in $\delta^{15}\text{N}$ values also correlates with human population density. Eggs from moderately populated urban areas that contain $\sim 1\text{--}4$ million people within 25 km of the nest have higher $\delta^{15}\text{N}$ variation than eggs from the most densely populated urban areas containing $\sim 5\text{--}6$ million people within 25 km of the nest (Figure 5D; F -test, $P < 0.05$). In contrast, peregrine egg $\delta^{13}\text{C}$ and δD values show a “stepped” response with increasing population density (Figures 5B and C), with a significant change in mean values but no significant difference in variance with increasing density (F -test, $P > 0.05$). This is a pattern suggestive of a change in baseline $\delta^{13}\text{C}$ and δD of available food sources. As discussed above, the trend in $\delta^{13}\text{C}$ is likely driven by a baseline change from a C_3 -based food web in the nonurban setting to an anthropogenic C_4 -based food web in the urban environment. For δD , the baseline change reflects a shift from a food chain fueled by coastal meteoric waters in nonurban settings to an anthropogenic food chain based on inland water sources source from the California Sierra Nevada, Rocky Mountain West, and/or Midwestern U.S.

Implications for Peregrine and other Urban Wildlife Conservation. Our isotopic data suggest a strong link between an anthropogenic diet and high levels of the higher brominated PBDEs ($\Sigma\text{PBDE}_{183-209}$) in California peregrines, and identify anthropogenic food as a potentially important exposure pathway for urban wildlife in general. The high $\Sigma\text{PBDE}_{183-209}$ levels found in urban peregrines have been linked with various toxicological effects in other avian species, including impaired growth, reduced clutch size, and decreases in reproductive fitness (13, 39, 40). Our previously published study of urban California peregrines is consistent with BDE-209 undergoing metabolic debromination to the biologically harmful and commercially banned lower-brominated PBDEs (e.g., BDE-153, BDE-183) (12, 40, 41). Recent studies have shown that dietary inputs contribute between $\sim 70\text{--}90\%$ of the total PBDE loads in humans (42, 43). If diet is also an important PBDE exposure pathway for peregrines, which our data suggest that it is, continued high body burdens of $\Sigma\text{PBDE}_{183-209}$ —burdens that are associated with developmental effects in other species—may represent a risk to urban peregrine populations in California. Although there are reports of possible PBDE effects on reproduction and development in raptors (44, 45), these costs may be offset by short-term benefits of abundant prey in urban versus nonurban habitats, since peregrines in urban habitats have significantly higher fecundity than birds in nonurban habitats (3). The long-term costs associated with high body burdens of $\Sigma\text{PBDE}_{183-209}$ in long-lived peregrines are unknown. Future comparative work on diet, survivorship, and lifetime reproductive output of urban and nonurban peregrines and their offspring in California is warranted to determine the effects of high $\Sigma\text{PBDE}_{183-209}$ concentrations in urban peregrines (e.g., ref 46). Our study also shows that $\delta^{13}\text{C}$ and δD analysis may be an effective tool for examining the indirect exploitation of anthropogenic foods by urban wildlife populations in the western United States. Ultimately, the coupling of isotopically derived dietary information and PBDE data can be used to identify challenges to urban wildlife populations from the continued production and use of the commercial deca-BDE mixture, and to support legislative measures that reduce

human and wildlife exposure to these potentially harmful flame retardants.

Acknowledgments

S.D.N. was partially funded by the W.M. Keck Foundation (072000), the National Science Foundation (ATM-0502491), and the Carnegie Institution of Washington. We thank members of the Santa Cruz Predatory Bird Research Group who collected egg and feather samples as part of the Peregrine Recovery Program. We thank D. Andreason, B. O'Connor, E. Swarth, and W. Wurzel for laboratory assistance and A.C. Jakle for constructive reviews. The views expressed herein are those of the authors and do not necessarily reflect those of Department of Toxic Substances Control, California Environmental Protection Agency.

Supporting Information Available

Materials for PBDE analysis, sample analysis and quality assurance, effects of dessication on the lipid content of added eggs, and Table S1. This material is available free of charge via the Internet at <http://pubs.acs.org>.

Literature Cited

- White, C. M.; Clum, N. J.; Cade, T. J.; Grainger, H. W. Peregrine falcon (*Falco peregrinus*), The Birds of North America Online; Poole, A., Ed.; Cornell Lab of Ornithology: Ithaca, NY, 2002; <http://bna.birds.cornell.edu/bna/species/660>.
- Ratcliff, D. A. Decrease in eggshell weight in certain birds of prey. *Nature* **1967**, *215*, 208–210.
- Kauffman, M. J.; Frick, W. F.; Linthicum, J. Estimation of habitat-specific demography and population growth for peregrine falcons in California. *Ecol. Appl.* **2003**, *13*, 1802–1816.
- Kauffman, M. J.; Pollock, J. F.; Walton, B. Spatial structure, dispersal, and management of a recovering raptor population. *Amer. Nat.* **2004**, *164*, 582–597.
- BSEF. 2003 Major brominated flame retardants volume estimates; http://www.bsef.com/newsite/bsef_frameset.html.
- Vonderheide, A. P.; Mueller, K.; Meija, J.; Welsh, G. L. Polybrominated diphenyl ethers: causes for concern and knowledge gaps regarding environmental distribution, fate and toxicity. *Sci. Total Environ.* **2008**, *400*, 425–436.
- Cox, P.; Efthymiou, P. Directive 2000/11/EC of the European parliament and of the council of February 6, 2003 amending for the 24th time Council Directive 76/669/EEC relating to restrictions on the marketing and use of certain dangerous substances and preparations (pentabromodiphenyl ether, octabromodiphenyl ether). *Off. J. Eur. Union* **2003**, *42*, 45–46.
- Darnerud, P. A.; Eriksen, G. S.; Johannesson, T.; Larsen, P. B.; Viluksela, M. Polybrominated diphenyl ethers: occurrence, dietary exposure, and toxicology. *Environ. Health Perspect.* **2001**, *109*, 49–68.
- de Wit, C. A. An overview of brominated flame retardants in the environment. *Chemosphere* **2002**, *46*, 583–624.
- Lindberg, P.; Sellstrom, U.; Hggberg, L.; de Wit, C. A. Higher brominated diphenyl ethers and hexabromocyclodecane found in eggs of peregrine falcons (*Falco peregrinus*) breeding in Sweden. *Environ. Sci. Technol.* **2004**, *38*, 93–96.
- Chen, D. A.; La Guardia, M.; Harvey, E.; Amaral, M.; Wohlfort, K.; Hale, R. C. Polybrominated diphenyl ethers in peregrine falcon (*Falco peregrinus*) eggs from the northeastern U.S. *Environ. Sci. Technol.* **2008**, *42*, 7594–7600.
- Holden, A.; Park, J. S.; Chin, T.; Choi, G.; Chu, V.; Kim, M.; Patel, P.; Rhee, A.; Shi, Y.; Linthicum, J. W.; Hooper, K. Congener patterns of higher brominated PBDEs in biotic and abiotic matrices: evidence for BDE-209 debromination. *Organohalogen Compd.* **2008**, *70*, 1036–1039.
- Johansson, A. K.; Sellstrom, U.; Lindberg, P.; Bignert, A.; de Wit, C. A. Polybrominated diphenyl ether congener patterns, hexabromocyclodecane and brominated biphenyl 153 in eggs of peregrine falcon (*Falco peregrinus*) breeding in Sweden. *Environ. Toxicol. Chem.* **2009**, *28*, 9–17.
- Park, J. S.; Holden, A.; Chu, V.; Choi, G.; Kim, M.; Shi, Y.; Chin, T.; Chun, C.; Linthicum, J.; Walton, B. J.; McKeown, K.; Jewell, N. P.; Petreas, M.; Hooper, K. Time-trends and congener profiles of PBDEs and PCBs in California peregrine falcons (*Falco peregrinus*). *Environ. Sci. Technol.* **2009**, *43*, 8744–8751.
- Potter, K. E.; Watts, B. D.; La Guardia, M. J.; Harvey, E. P.; Hale, R. C. Polybrominated diphenyl ether flame retardants in Chesapeake Bay region, USA, peregrine falcon (*Falco peregrinus*) eggs: urban/rural trends. *Environ. Toxicol. Chem.* **2009**, *28*, 973–981.
- Christensen, J. R.; Macduffee, M.; Macdonald, R. W.; Whitticar, R.; Ross, P. S. Persistent organic pollutants in British Columbia grizzly bears: Consequence of divergent diets. *Environ. Sci. Technol.* **2005**, *39*, 6952–6960.
- Jaspers, V.; Covaci, A.; Maervoet, J.; Dauwe, T.; Voorspoels, S.; Schepens, P.; Eens, M. Brominated flame retardants and organochloride pollutants in eggs of little owls (*Athene noctua*) from Belgium. *Environ. Pollut.* **2005**, *136*, 81–88.
- Voorspoels, S.; Covaci, A.; Lepom, P.; Escutenaire, S.; Schepens, P. Remarkable findings concerning PBDEs in the terrestrial top-predator red fox (*Vulpes vulpes*). *Environ. Sci. Technol.* **2006**, *40*, 2937–2943.
- Fernie, K. J.; Letcher, R. J. Historical contaminants, flame retardants, and halogenated phenolic compounds in peregrine falcon (*Falco peregrinus*) nestlings in the Canadian Great Lakes Basin. *Environ. Sci. Technol.* **2010**, *44*, 3520–3526.
- Perrins, C. M. Eggs, egg formation and the timing of breeding. *Ibis* **2008**, *138*, 2–15.
- Kelly, J. F. Stable isotopes of carbon and nitrogen in the study of avian and mammalian trophic ecology. *Can. J. Zool.* **2000**, *78*, 1–27.
- Newsome, S. D.; Martinez del Rio, C.; Bearhop, S.; Phillips, D. L. A niche for isotopic ecology. *Front. Ecol. Environ.* **2007**, *5*, 429–436.
- Minigawa, M.; Wada, E. Stepwise enrichment of $\delta^{15}\text{N}$ along food chains: further evidence and the relation between $\delta^{15}\text{N}$ and animal age. *Geochim. Cosmochim. Acta* **1984**, *48*, 1135–1140.
- Vanderklift, M. A.; Ponsard, S. Sources of variation in consumer-diet $\delta^{15}\text{N}$ enrichment: a meta-analysis. *Oecologia* **2003**, *136*, 169–182.
- Suits, N. S.; Denning, A. S.; Berry, J. A.; Still, C. J.; Kaduk, J.; Miller, J. B.; Baker, I. T. Simulation of carbon isotope discrimination of the terrestrial biosphere. *Global Biogeochem. Cycles* **2005**, *19*, GB1017; DOI 10.1029/2003GB002141.
- Craig, H. The geochemistry of the stable carbon isotopes. *Geochim. Cosmochim. Acta* **1953**, *3*, 53–92.
- Farquhar, G. D.; Ehleringer, J. R.; Hubick, K. T. Carbon isotope discrimination and photosynthesis. *Ann. Rev. Plant Phys.* **1989**, *40*, 503–537.
- Page, H. M.; Reed, D. C.; Brzezinski, M. A.; Melack, J. M.; Dugan, J. Assessing the importance of land and marine sources of organic matter to kelp forest food webs. *Mar. Ecol.: Prog. Ser.* **2008**, *360*, 47–62.
- Craig, H. Isotopic variations in meteoric waters. *Science* **1961**, *133*, 1702–1703.
- Dansgaard, W. Stable isotopes in precipitation. *Tellus* **1964**, *16*, 436–468.
- Bowen, G. J.; Wassenaar, L. I.; Hobson, K. A. Global application of stable hydrogen and oxygen isotopes to wildlife forensics. *Oecologia* **2005**, *143*, 337–348.
- Rubenstein, D. R.; Hobson, K. A. From birds to butterflies: animal movement patterns and stable isotopes. *Trends Ecol. Evol.* **2004**, *19*, 256–263.
- Kendall, C.; Coplen, T. B. Distribution of oxygen-18 and deuterium in river waters across the United States. *Hydrol. Proc.* **2001**, *15*, 1363–1393.
- Newsome, S. D.; Ralls, K.; Van Horn Job, C.; Fogel, M. L.; Cypher, B. L. Stable isotopes evaluate exploitation of anthropogenic foods by the endangered San Joaquin kit fox (*Vulpes macrotis mutica*). J. Mammal. In Press.
- Jahren, A. H.; Kraft, R. A. Carbon and nitrogen stable isotopes in fast food: signatures of corn and confinement. *Proc. Natl. Acad. Sci. U.S.A.* **2008**, *105*, 17855–17860.
- Schmidt, O. J.; Quilter, J. M.; Bahar, B.; Moloney, A. P.; Scrimgeour, C. M.; Begley, I. S.; Monahan, F. J. Inferring the origin and dietary history of beef from C, N, and S stable isotope ratio analysis. *Food Chem.* **2005**, *91*, 545–549.
- Schwerdtl, M. K.; Auerswald, R.; Schaufele, R.; Schnyder, H. Carbon and nitrogen stable isotope composition of cattle hair: ecological fingerprints of production systems. *Agric. Ecol. Environ.* **2005**, *109*, 153–165.
- Hobson, K. A.; Atwell, L.; Wassenaar, L. I. Influence of drinking water and diet on the stable-hydrogen isotope ratios of animal tissues. *Proc. Natl. Acad. Sci. U.S.A.* **1999**, *96*, 8003–8006.
- Fernie, K. J.; Shutt, J. L.; Ritchie, I. J.; Letcher, R. J.; Drouillard, K.; Bird, D. M. Changes in the growth, but not the survival, of American kestrels (*Falco sparverius*) exposed to environmentally relevant polybrominated diphenyl ethers. *J. Toxicol. Environ. Health A* **2006**, *69*, 1541–1554.

- (40) Van den Steen, E.; Covaci, A.; Jaspers, V. L.; Dauwe, T.; Voorspoels, S.; Eens, M.; Pinxten, R. Accumulation, tissue-specific distribution and debromination of decabromodiphenyl ether (BDE 209) in European starlings (*Sturnus vulgaris*). *Environ. Pollut.* **2007**, *148*, 648–653.
- (41) Thuresson, K.; Bergman, K.; Rothenbacher, K.; Herrmann, T.; Sjölin, S.; Hagmar, L.; Papke, O.; Jakobsson, K. Polybrominated diphenyl ether exposure to electronics recycling workers—a follow up study. *Chemosphere* **2006**, *64*, 1855–1861.
- (42) Bocio, A.; Llobet, J. M.; Domingo, J. L.; Corbella, J.; Teixid, A.; Casas, C. Polybrominated diphenyl ethers (PBDEs) in foodstuffs: Human exposure through diet. *J. Agric. Food Chem.* **2003**, *51*, 3191–3195.
- (43) Harrad, S.; Wijesekera, R.; Hunter, S.; Halliwell, C.; Baker, R. Preliminary assessment of U.K. human dietary and inhalation exposure to polybrominated diphenyl ethers. *Environ. Sci. Technol.* **2004**, *38*, 2345–2350.
- (44) Fernie, K. J.; Shutt, J. L.; Letcher, R. J.; Ritchie, J. I.; Sullivan, K.; Bird, D. M. Environmentally relevant concentrations of DE-71 and HBCD alter eggshell thickness and reproductive success of American kestrels. *Environ. Sci. Technol.* **2009**, *43*, 2124–2130.
- (45) McKernan, M. A.; Rattner, B. A.; Hale, R. C.; Ottinger, M. A. Toxicity of polybrominated biphenyl ethers (DE-71) in chicken (*Gallus gallus*), mallard (*Anas platyrhynchos*), and American kestrel (*Falco sparverius*) embryos and hatchlings. *Environ. Toxicol. Chem.* **2009**, *28*, 1007–1017.
- (46) Best, D. A.; Elliot, K. H.; Bowerman, W. W.; Shieldcastle, M.; Postupalsky, S.; Kubiak, T. J.; Tillitt, D. E.; Elliot, J. E. Productivity, embryo, and eggshell characteristics, and contaminants in bald eagles from the Great Lakes, USA, 1986 to 2000. *Environ. Toxicol. Chem.* In Press.

ES100658E